Name: Connor Sexton
Class and Section: Eng Com 1

Date: 8/21

Poker Scorecard

Directions: In the image below, each card has a small box; record the FINAL 5 cards in your "hand" in these spaces by writing letters for face cards (A, K, Q, J) and numbers for all other cards. Next, circle the corresponding suit for each card. *There is a place to record all 8 cards at the bottom of the page.*



Highest in class to my overall

Then, check the box next to the corresponding poker hand. *If y*
see the accompanying image on the reverse side

- High card
- One pair
- Two pairs
- Three of a kind
- Straight
- Flush
- Full house
- Four of a kind
- Straight flush
- Royal flush
- OTHER: _____

When completed, attach this scorecard card to your submission or submit a digital copy (or a photo of your scorecard) in the appropriate location on Blackboard.

Cards to choose from (Record ALL cards here FIRST):

1. A ♦
2. K Club
3. 5 ♣ MG
4. 2 ♣ LB
5. 6 ♠ LB
6. 6 ♣ AD
7. 6 ♣ RB
8. 6 ♠

Name: Diego Archila

Class and Section:

Date:

Poker Scorecard

Directions: In the image below, each card has a small box; record the FINAL 5 cards in your "hand" in these spaces by writing letters for face cards (A, K, Q, J) and numbers for all other cards. Next, circle the corresponding suit for each card. *There is a place to record all 8 cards at the bottom of the page.*



Then, check the box next to the corresponding poker hand. *If you need guidance on poker hands, see the accompanying image on the reverse side*

- High card
- One pair
- Two pairs
- Three of a kind
- Straight
- Flush
- Full house
- Four of a kind
- Straight flush
- Royal flush
- OTHER: _____

When completed, attach this scorecard card to your submission or submit a digital copy (or a photo of your scorecard) in the appropriate location on Blackboard.

Cards to choose from (Record ALL cards here FIRST):

1. 6 ♦
2. 5 club
3. 4 ♣
4. K heart
5. K spades
6. J ♡
7. 10 Club
8. 5 ♠

Name: David Hilscher
Class and Section: English

Date: 8/21/23

Poker Scorecard 12:15 Ms. Howard →

Directions: In the image below, each card has a small box; record the FINAL 5 cards in your "hand" in these spaces by writing letters for face cards (A, K, Q, J) and numbers for all other cards. Next, circle the corresponding suit for each card. *There is a place to record all 8 cards at the bottom of the page.*



Then, check the box next to the corresponding poker hand. *If you need guidance on poker hands, see the accompanying image on the reverse side*

- High card
- One pair
- Two pairs
- Three of a kind
- Straight
- Flush
- Full house
- Four of a kind
- Straight flush
- Royal flush
- OTHER: _____

When completed, attach this scorecard card to your submission or submit a digital copy (or a photo of your scorecard) in the appropriate location on Blackboard.

Cards to choose from (Record ALL cards here FIRST):

1. 8 spades
2. 4♡ ANP
3. 2♢ ANP
4. 7 ♧ RB
5. 8♢ MG
6. King ♧ Clubs KA
7. 9 Heart
8. 7 hearts DM

Name: Shelby Anders
Class and Section: English Comp 1

Date: 8/21

Poker Scorecard

Directions: In the image below, each card has a small box; record the FINAL 5 cards in your "hand" in these spaces by writing letters for face cards (A, K, Q, J) and numbers for all other cards. Next, circle the corresponding suit for each card. *There is a place to record all 8 cards at the bottom of the page.*



Then, check the box next to the corresponding poker hand. *If you need guidance on poker hands, see the accompanying image on the reverse side*

- High card
- One pair
- Two pairs
- Three of a kind
- Straight
- Flush
- Full house
- Four of a kind
- Straight flush
- Royal flush
- OTHER: _____

When completed, attach this scorecard card to your submission or submit a digital copy (or a photo of your scorecard) in the appropriate location on Blackboard.

Cards to choose from (Record ALL cards here FIRST):

1. 8 clubs
2. 2 club
3. Q
4. 7
5. 3
6. 8
7. A
8. 2 clubs

Name: Kamryn Uher
Class and Section: ENG113-Lec-04 Date: 8-25-23

Poker Scorecard

Directions: In the image below, each card has a small box; record the FINAL 5 cards in your "hand" in these spaces by writing letters for face cards (A, K, Q, J) and numbers for all other cards. Next, circle the corresponding suit for each card. *There is a place to record all 8 cards at the bottom of the page.*



Then, check the box next to the corresponding poker hand. *If you need guidance on poker hands, see the accompanying image on the reverse side*

- High card
- One pair
- Two pairs
- Three of a kind
- Straight
- Flush
- Full house
- Four of a kind
- Straight flush
- Royal flush
- OTHER: _____

When completed, attach this scorecard card to your submission or submit a digital copy (or a photo of your scorecard) in the appropriate location on Blackboard.

Cards to choose from (Record ALL cards here FIRST):

1.	2.	3.	4.	5.	6.	7.	8.
4	3	Q	3	3	K	3	
clubs	clubs	◊	◊	◊	spade	◊	
dk	22	22	RB	GG	KC	BA	

Name: Madison Neiler

Class and Section:

Date:

Poker Scorecard

Directions: In the image below, each card has a small box; record the FINAL 5 cards in your "hand" in these spaces by writing letters for face cards (A, K, Q, J) and numbers for all other cards. Next, circle the corresponding suit for each card. *There is a place to record all 8 cards at the bottom of the page.*



Then, check the box next to the corresponding poker hand. *If you need guidance on poker hands, see the accompanying image on the reverse side*

- High card
- One pair
- Two pairs
- Three of a kind
- Straight
- Flush
- Full house
- Four of a kind
- Straight flush
- Royal flush
- OTHER: _____

When completed, attach this scorecard card to your submission or submit a digital copy (or a photo of your scorecard) in the appropriate location on Blackboard.

Cards to choose from (Record ALL cards here FIRST):

1. J spades
2. 3 ♡ 2s
3. 7 ♡ 2s
4. Q ♠ M6
5. 7 ♢ Dm
6. 10 ♡ RB
7. 8 Club BSM
8. 3 heart KC

Name: Addi Dollar

Class and Section:

Date: 8/23/25

Poker Scorecard

Directions: In the image below, each card has a small box; record the FINAL 5 cards in your "hand" in these spaces by writing letters for face cards (A, K, Q, J) and numbers for all other cards. Next, circle the corresponding suit for each card. *There is a place to record all 8 cards at the bottom of the page.*



Then, check the box next to the corresponding poker hand. *If you need guidance on poker hands, see the accompanying image on the reverse side*

- High card
- One pair
- Two pairs
- Three of a kind
- Straight
- Flush
- Full house
- Four of a kind
- Straight flush
- Royal flush
- OTHER: _____

When completed, attach this scorecard card to your submission or submit a digital copy (or a photo of your scorecard) in the appropriate location on Blackboard.

Cards to choose from (Record ALL cards here FIRST):

1. 7 ♦ AA
2. 3 ♠ LB
3. 3 ♦ RB
4. 9 spades LS
5. 5 ♥ KL
6. 5 ♣ DM
7. A ♦ pl
8. 6 ♣ ANP

Name: Wade Stewart

Class and Section:

Date:

Poker Scorecard

Directions: In the image below, each card has a small box; record the FINAL 5 cards in your "hand" in these spaces by writing letters for face cards (A, K, Q, J) and numbers for all other cards. Next, circle the corresponding suit for each card. *There is a place to record all 8 cards at the bottom of the page.*



Then, check the box next to the corresponding poker hand. *If you need guidance on poker hands, see the accompanying image on the reverse side*

- High card
- One pair
- Two pairs
- Three of a kind
- Straight
- Flush
- Full house
- Four of a kind
- Straight flush
- Royal flush
- OTHER: _____

When completed, attach this scorecard card to your submission or submit a digital copy (or a photo of your scorecard) in the appropriate location on Blackboard.

Cards to choose from (Record ALL cards here FIRST):

1. K club
2. A ♡
3. K ♢
4. 2 ♣
5. ♢ 5
6. 10 ♡
7. J ♠
8. 4 ♢

Name: KateDaigle
Class and Section:

Date:

Poker Scorecard

Directions: In the image below, each card has a small box; record the FINAL 5 cards in your "hand" in these spaces by writing letters for face cards (A, K, Q, J) and numbers for all other cards. Next, circle the corresponding suit for each card. *There is a place to record all 8 cards at the bottom of the page.*



Then, check the box next to the corresponding poker hand. *If you need guidance on poker hands, see the accompanying image on the reverse side*

- High card
- One pair
- Two pairs
- Three of a kind
- Straight
- Flush
- Full house
- Four of a kind
- Straight flush
- Royal flush
- OTHER: _____

When completed, attach this scorecard card to your submission or submit a digital copy (or a photo of your scorecard) in the appropriate location on Blackboard.

Cards to choose from (Record ALL cards here FIRST):

1.	2.	3.	4.	5.	6.	7.	8.
7 clubs	4 ♢	10 ♡	K ♡	3 ♡	7 club	K♢ 7	
	2f	7f	RB	6f		BA	

Name: Daijah Hamilton

Class and Section:

Date:

Poker Scorecard

Directions: In the image below, each card has a small box; record the FINAL 5 cards in your "hand" in these spaces by writing letters for face cards (A, K, Q, J) and numbers for all other cards. Next, circle the corresponding suit for each card. *There is a place to record all 8 cards at the bottom of the page.*



Then, check the box next to the corresponding poker hand. *If you need guidance on poker hands, see the accompanying image on the reverse side*

- High card
- One pair
- Two pairs
- Three of a kind
- Straight
- Flush
- Full house
- Four of a kind
- Straight flush
- Royal flush
- OTHER: _____

When completed, attach this scorecard card to your submission or submit a digital copy (or a photo of your scorecard) in the appropriate location on Blackboard.

Cards to choose from (Record ALL cards here FIRST):

1. 4 clubs
2. Q ♣ 3 RB
3. 4 ♢ MG
4. Q spades 21
5. J ♢ 21
6. ♢ Ten BM
7. 6 ♢ Dm
8. 7 spade

Name: Shane Songer

Class and Section: world civ 1

Date: 8-21-23

Poker Scorecard

Directions: In the image below, each card has a small box; record the FINAL 5 cards in your "hand" in these spaces by writing letters for face cards (A, K, Q, J) and numbers for all other cards. Next, circle the corresponding suit for each card. *There is a place to record all 8 cards at the bottom of the page.*



Then, check the box next to the corresponding poker hand. *If you need guidance on poker hands, see the accompanying image on the reverse side*

- High card
- One pair
- Two pairs
- Three of a kind
- Straight
- Flush
- Full house
- Four of a kind
- Straight flush
- Royal flush
- OTHER: _____

When completed, attach this scorecard card to your submission or submit a digital copy (or a photo of your scorecard) in the appropriate location on Blackboard.

Cards to choose from (Record ALL cards here FIRST):

1. 8 ♠ NG
2. 3 clubs
3. 4 Diamond
4. 2 hearts
5. 6 (club)
6. Q ♦ BSM
7. 6 ♡ 6♦
8.

Name: Heaven Taylor
Class and Section:

Date:

Poker Scorecard

Directions: In the image below, each card has a small box; record the FINAL 5 cards in your "hand" in these spaces by writing letters for face cards (A, K, Q, J) and numbers for all other cards. Next, circle the corresponding suit for each card. *There is a place to record all 8 cards at the bottom of the page.*



Then, check the box next to the corresponding poker hand. *If you need guidance on poker hands, see the accompanying image on the reverse side*

- High card
- One pair
- Two pairs
- Three of a kind
- Straight
- Flush
- Full house
- Four of a kind
- Straight flush
- Royal flush
- OTHER: _____

When completed, attach this scorecard card to your submission or submit a digital copy (or a photo of your scorecard) in the appropriate location on Blackboard.

Cards to choose from (Record ALL cards here FIRST):

1. 10 clubs
2. 6 spades
3. Jack Clubs
4. 8 ♡
5. K club
6. A ♢ BA
7. 2 spade RB
8. 3 ♡ CG.