AR.Math.Content.3.OA.A.1 **3rd Grade Math** **10/9/2019**

(Sub Proof Version of class)

- Have music playing when students walk into classroom
- Problem of the day will be presented on the board
  - Class should already know to do whatever problem is displayed. I give the students 5 minutes to do the problem. If they finish before 5 minutes we move on.
  - Once everyone has completed the problem I will ask someone to come up and share their answer. We will discuss the work and if everyone agrees we will clap twice. (This will be turned into a math problem) If 4 people in the room clapped 2 times each, how many claps were there all together?
- Learning Outcome
  - Today we will learn that an equal number of items in groups represent multiplication.
- Teaching the lesson
  - I will put some different example problems on the board. We will discuss how to determine how many groups there are, and how much of something is in each group. We will also have examples of how to determine rows from columns in multiplication. We will also learn how to set up these as multiplication problems.
- Lesson Review
  - A handout of what we just learned will be passed out to the students. They will complete the worksheet on their own. Once they are finished as a group we will go over problem 1. Then the class will split up into groups and check over their work together. Once everyone seems ready. One person from each group will tell what they got on one of the last 2 problems.
- Multiplication Game for fun!!
  - Multiplication knockout!!
    - Each player takes a spot at the white board. They will be given a multiplication set (example: multiplications of 4, 0-10) they must rush and beat the other players! When each player has

finished their multiplication set they will raise their hand. The last player finished is knocked out and must sit back down. Last player standing wins!

- It's almost lunch time! Pass out homework!
    - Tell students we will go over their homework tomorrow in class!

- **Problem of the Day!!**
  - The students from Oakwood Elementary School are visiting a zoo for their field trip. To get to the zoo from school, the kids must ride some buses. If there are 7 buses and each bus has 3 adult supervisors to guide the children, how many supervisors are there in total?

- **Learning Outcome for the Day!**
  - Today we will learn that an equal number of items in groups represent multiplication.

- **Example Problems:**

4 x 6 = _____

There are 6 bees on each beehive. How many bees are on 3 beehives?

Number of groups: _____ Size of each group: _____

___ x ___ = ____

There are _____ bees all together

Name:_____ Date:_____

Solve Problems 1-3 using the pictures provided for each problem.

1. There are 3 flowers in each bunch. How many flowers are in 4 bunches.



   a. Number of groups: _____ Size of each group: _____

   b. 4 x 3 = _____

   c. There are _____ flowers all together.

2. There are _____ spots on each ladybug. How many spots are on 5 ladybugs?



   a. Number of groups: _____ Size of each group: _____

   b. 5 x _____ = _____

   c. There are _____ spots all together.

3. There are 3 apples in _____ rows.



   a. Number of rows: _____ Size of each row: _____

   b. _____ x 3 = _____

   c. There are _____ oranges all together.

Rewriting Multiplication Problems

Name:

Determine how you would express the groups shown as a multiplication problem.

Ex)



1)



2)

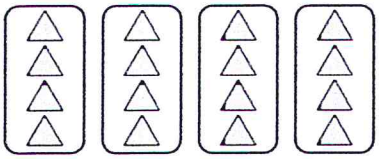

3)

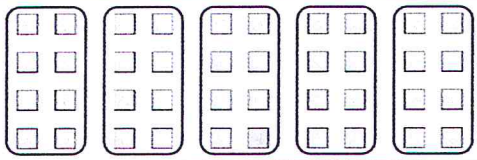

4)

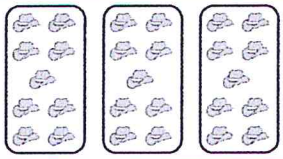

5)

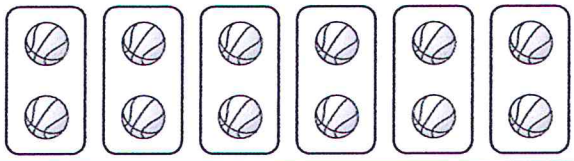

6)



7)

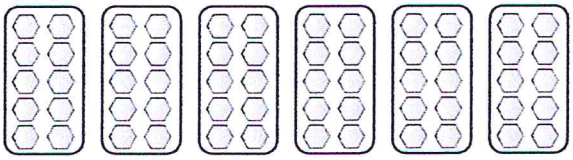

8)

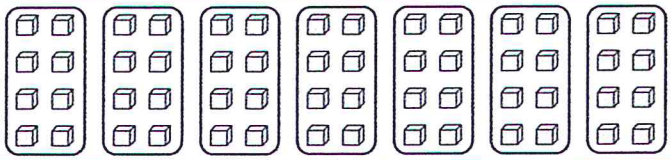

9)

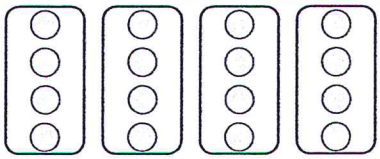

Answers

Ex. 8×2

1. _____
2. _____
3. _____
4. _____
5. _____
6. _____
7. _____
8. _____
9. _____

1-9	89	78	67	56	44	33	22	11	0